

3-2316952-0 ✓ ACTIVE



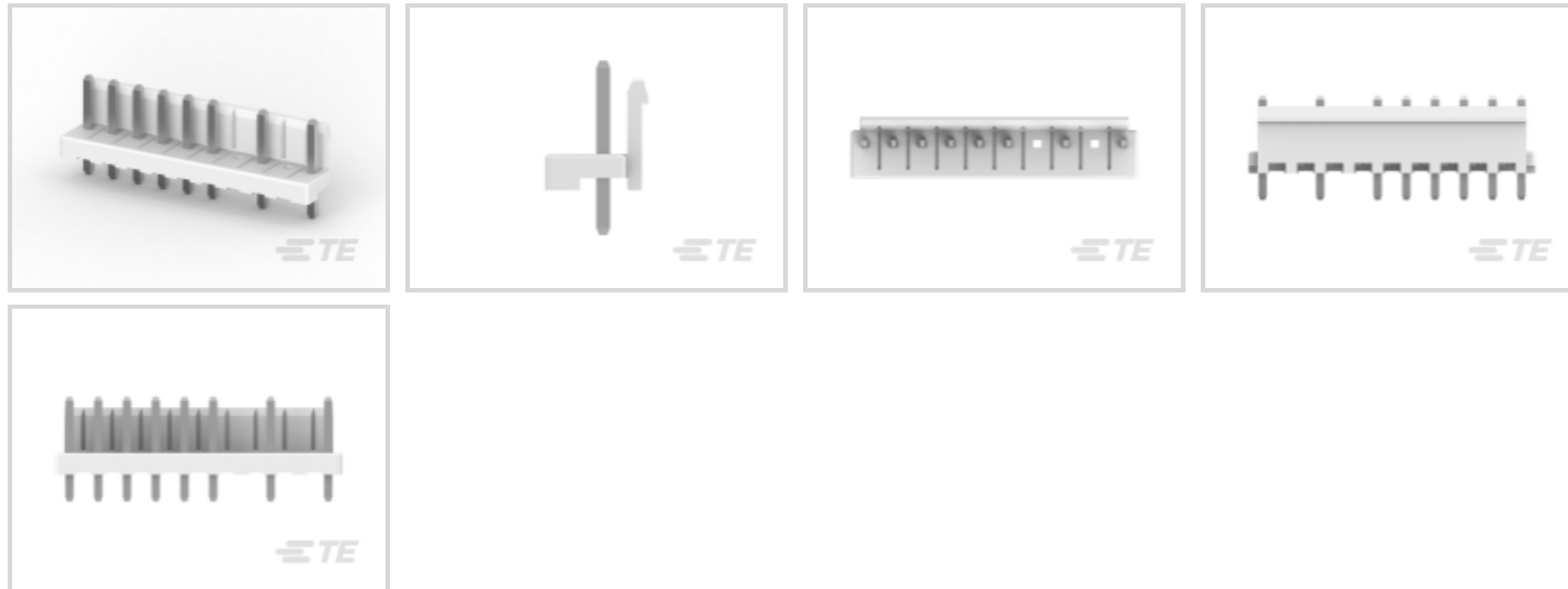
Economy Power

TE Internal #: 3-2316952-0

Rectangular Power Connectors, Header, Plug, Wire-to-Board, 10 Position, 3.96 mm [.156 in] Centerline, Printed Circuit Board, UL 94V-0, Economy Power

[View on TE.com >](#)

Connectors > Power Connectors > Rectangular Power > Rectangular Power Connectors



Rectangular Power Connector Type: **Header**

Connector & Housing Type: **Plug**

Connector System: **Wire-to-Board**

Number of Positions: **10**

Centerline (Pitch): **3.96 mm [.156 in]**

Features

Product Type Features

Header Type	Partially Shrouded
Rectangular Power Connector Type	Header
Connector & Housing Type	Plug
Connector System	Wire-to-Board
Sealable	No
Connector & Contact Terminates To	Printed Circuit Board

Configuration Features

Number of Positions	10
PCB Mount Orientation	Vertical
Number of Power Positions	10
Number of Rows	1

Electrical Characteristics

Operating Voltage	250 VDC
-------------------	---------

Body Features



Connector Profile	Low
-------------------	-----

Contact Features

Contact Layout	Inline
Contact Base Material	Brass
Contact Current Rating (Max)	8 A
Contact Retention Within Housing	Without
Contact Type	Pin
PCB Contact Termination Area Plating Material	Tin
Contact Mating Area Plating Material	Tin
Contact Mating Area Plating Material Thickness	1 μm [39.37 μin]
Contact Termination Area Plating Thickness	.8 μm [31.49 – 70.86 μin]

Termination Features

Termination Post & Tail Length	3.7 mm[.146 in]
Termination Method to Printed Circuit Board	Through Hole - Solder

Mechanical Attachment

Mating Alignment	With
PCB Mount Alignment	Without
PCB Mount Retention	Without
Connector Mounting Type	Board Mount
Mating Retention	With
Mating Retention Type	Latch

Housing Features

Centerline (Pitch)	3.96 mm[.156 in]
Housing Color	Natural
Housing Material	PBT GF

Dimensions

PCB Thickness (Recommended)	.06 mm[1.6 in]
Width	10.7 mm[.421 in]
Mating Post Length	7.7 mm[.3 in]
Height	8.2 mm[.32 in]
Length	39.54 mm[1.557 in]

Usage Conditions



Operating Temperature Range	-25 – 105 °C[-13 – 221 °F]
-----------------------------	----------------------------

Operation/Application

Circuit Application	Power
---------------------	-------

Industry Standards

UL Flammability Rating	UL 94V-0
Glow Wire Rating	Standard Part - Not Glow Wire

Packaging Features

Packaging Method	Bag
Packaging Quantity	500

Other

For Use With	Plug Housing
--------------	--------------

Product Compliance

[For compliance documentation, visit the product page on TE.com>](#)

EU RoHS Directive 2011/65/EU	Compliant
EU ELV Directive 2000/53/EC	Compliant
China RoHS 2 Directive MIIT Order No 32, 2016	No Restricted Materials Above Threshold
EU REACH Regulation (EC) No. 1907/2006	Current ECHA Candidate List: JUNE 2022 (224) Candidate List Declared Against: JUNE 2022 (224) Does not contain REACH SVHC
Halogen Content	Not Low Halogen - contains Br or Cl > 900 ppm.
Solder Process Capability	Not reviewed for solder process capability

Product Compliance Disclaimer

This information is provided based on reasonable inquiry of our suppliers and represents our current actual knowledge based on the information they provided. This information is subject to change. The part numbers that TE has identified as EU RoHS compliant have a maximum concentration of 0.1% by weight in homogenous materials for lead, hexavalent chromium, mercury, PBB, PBDE, DBP, BBP, DEHP, DIBP, and 0.01% for cadmium, or qualify for an exemption to these limits as defined in the Annexes of Directive 2011/65/EU (RoHS2). Finished electrical and electronic equipment products will be CE marked as required by Directive 2011/65/EU. Components may not be CE marked. Additionally, the part numbers that TE has identified as EU ELV compliant have a maximum concentration of 0.1% by weight in homogenous materials for lead, hexavalent chromium, and mercury, and 0.01% for cadmium, or qualify for an exemption to these limits as defined in the Annexes of Directive 2000/53/EC (ELV). Regarding the REACH Regulation, the information TE provides on SVHC in articles for this part number is based on the latest European Chemicals Agency (ECHA) 'Guidance on requirements for substances in articles' posted at this URL: <https://echa.europa.eu/guidance-documents/guidance-on-reach>

Compatible Parts



TE Part # 1-1123723-5
3.96 EP HDR ASSY 5P(NATURAL)



TE Part # 1-1123723-7
3.96 EP HDR ASSY 7P(NATURAL)



TE Part # 1-1123723-6
3.96 EP HDR ASSY 6P(NATURAL)



TE Part # 1-1123723-3
3.96 EP HDR ASSY 3P(NATURAL)



TE Part # 1-1318300-0
3.96 EP HDR ASSY 10P NAT/TUBE



TE Part # 1-1744416-0
10 POS EP II HSG, GLOW WIRE



TE Part # 1-1123723-0
3.96 EP HDR ASSY 10P(NATURAL)



TE Part # 1-1744498-0
10P EP-II HOUSING, BLACK



TE Part # 1-2316952-0
3.96 EP HDR ASSY 10P, NO PIN 2,4,6,9



TE Part # 1-2316952-6
3.96 EP HDR ASSY 6P,NO PIN 2,4




TE Part # 1-2316952-8
3.96 EP HDR ASSY 8P, NO PIN 2,5,7




TE Part # 2-2316952-0
3.96 EP HDR ASSY 10P, NO PIN 3,5,7,9

Also in the Series | Economy Power




Connector Contacts(1)




Insertion & Extraction Tools(1)




PCB Headers & Receptacles(166)



PCB Latches, Locks & Retainers(2)




Power Contacts(8)



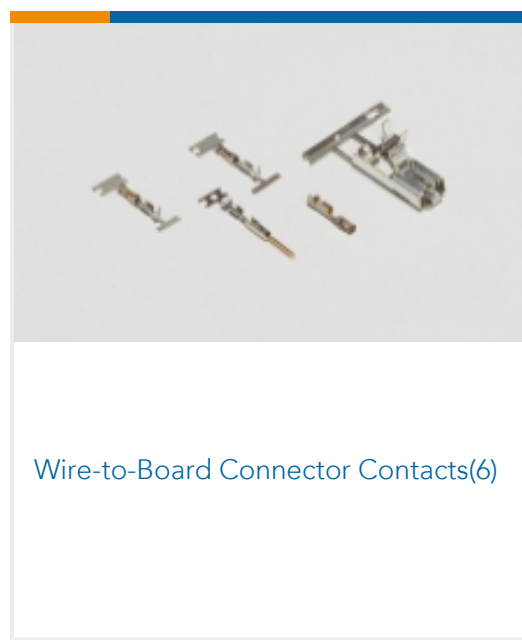
Rectangular Connector Housings(1)



Rectangular Power Connectors(301)



Wire-to-Board Connector Assemblies & Housings(141)



Documents

Product Drawings

[3.96 EP HDR ASSY 10P, NO PIN 7,9](#)

English

CAD Files

[3D PDF](#)

3D

Customer View Model

[ENG_CVM_CVM_3-2316952-0_A.2d_dxf.zip](#)

English

Customer View Model

[ENG_CVM_CVM_3-2316952-0_A.3d_igs.zip](#)

English

Customer View Model

[ENG_CVM_CVM_3-2316952-0_A.3d_stp.zip](#)

English

By downloading the CAD file I accept and agree to the [Terms and Conditions](#) of use.

Product Specifications

[Application Specification](#)

English

Product Environmental Compliance

[TE Material Declaration](#)

English